


Calculation based on ISO 15099


Product name: Kohltech Supreme Double Hung		Center-of-glass properties				
ASHRAE/IECC/ DOE North American Climate Zone	South-facing	North, East, West -facing	 Kohltech GCI-arg95-8071-arg95-8071 No Grids			
Climate specific recommendations:		Whole-window installed U-value		Ucog-Value		
		W/m2K	BTU/hr.ft2.F	SHGC	W/m2K	BTU/hr.ft2.F
8		1.11	0.20	0.613	0.769	0.135
7		1.10	0.19	0.613	0.762	0.134
6		1.10	0.19	0.613	0.760	0.134
5		1.10	0.19	0.613	0.760	0.134
4		1.10	0.19	0.613	0.762	0.134
Marine North		1.10	0.19	0.613	0.765	0.135
Marine South		1.11	0.20	0.613	0.770	0.136
3		1.11	0.19	0.613	0.767	0.135
2 West		1.11	0.20	0.613	0.779	0.137
2 East		1.11	0.20	0.613	0.779	0.137

Kohltech Supreme Double Hung Tremco EnerEdge Vertical two lite Upper	FRAME				Psi-spacer		
	Frame height		U-frame		Ψ		
	mm	in	W/m2K	BTU/hr.ft2.F	W/mK	BTU/hr.ft.F	
Head	71	2.80	1.25	0.22	0.016	0.009	
upper MR	18	0.71	5.99	1.06	0.030	0.018	
left jamb	71	2.81	1.57	0.28	0.017	0.010	
right jamb	71	2.81	1.57	0.28	0.017	0.010	
Kohltech Supreme Double Hung Tremco EnerEdge Vertical two lite lower	FRAME				Psi-spacer		Psi-opaque
	Frame height		U-frame		Ψ		
	mm	in	W/m2K	BTU/hr.ft2.F	W/mK	BTU/hr.ft.F	W/mK
lower MR	18	0.71	1.12	0.20	0.004	0.003	0.115
sill	84	3.30	1.34	0.24	0.013	0.008	BTU/hr.ft.F
left jamb	71	2.81	1.50	0.26	0.014	0.008	0.066
right jamb	71	2.81	1.50	0.26	0.014	0.008	Grade B

For vertical slider the MR is the sill for the upper and head for the lower

Valid through July 2022

Calculation based on ISO 15099


Product name: Kohltech Supreme Double Hung		Center-of-glass properties				
ASHRAE/IECC/ DOE North American Climate Zone	South-facing North, East, West -facing			Kohltech GCl-arg95-8071-arg95-8071 Internal grids < 25.4mm maintain 3mm clearance		
Climate specific recommendations:				Whole-window installed U-value	Ucog-Value	
		W/m2K	BTU/hr.ft2.F	SHGC	W/m2K	BTU/hr.ft2.F
8		1.11	0.20	0.537	0.769	0.135
7		1.10	0.19	0.537	0.762	0.134
6		1.10	0.19	0.537	0.760	0.134
5		1.10	0.19	0.537	0.760	0.134
4		1.10	0.19	0.537	0.762	0.134
Marine North		1.10	0.19	0.537	0.765	0.135
Marine South		1.11	0.20	0.537	0.770	0.136
3		1.11	0.19	0.537	0.767	0.135
2 West		1.11	0.20	0.537	0.779	0.137
2 East		1.11	0.20	0.537	0.779	0.137

Kohltech Supreme Double Hung Tremco EnerEdge Vertical two lite Upper	FRAME				Psi-spacer		
	Frame height		U-frame		Ψ		
	mm	in	W/m2K	BTU/hr.ft2.F	W/mK	BTU/hr.ft.F	
Head	71	2.80	1.25	0.22	0.016	0.009	
upper MR	18	0.71	5.99	1.06	0.030	0.018	
left jamb	71	2.81	1.57	0.28	0.017	0.010	
right jamb	71	2.81	1.57	0.28	0.017	0.010	
Kohltech Supreme Double Hung Tremco EnerEdge Vertical two lite lower	FRAME				Psi-spacer		Psi-opaque
	Frame height		U-frame		Ψ		
	mm	in	W/m2K	BTU/hr.ft2.F	W/mK	BTU/hr.ft.F	W/mK
lower MR	18	0.71	1.12	0.20	0.004	0.003	0.115
sill	84	3.30	1.34	0.24	0.013	0.008	BTU/hr.ft.F
left jamb	71	2.81	1.50	0.26	0.014	0.008	0.066
right jamb	71	2.81	1.50	0.26	0.014	0.008	Grade B

For vertical slider the MR is the sill for the upper and head for the lower

Valid through July 2022

Calculation based on ISO 15099

Product name: Kohltech Supreme Double Hung		Center-of-glass properties				
ASHRAE/IECC/ DOE North American Climate Zone	South-facing	North, East, West -facing	 Kohltech GCl-arg95-8071-arg95-8071 Internal grids >= 25.4mm maintain 3mm clearance			
Climate specific recommendations:		Whole-window installed U-value		Ucog-Value		
		W/m2K	BTU/hr.ft2.F	SHGC	W/m2K	BTU/hr.ft2.F
8		1.11	0.20	0.416	0.769	0.135
7		1.10	0.19	0.416	0.762	0.134
6		1.10	0.19	0.416	0.760	0.134
5		1.10	0.19	0.416	0.760	0.134
4		1.10	0.19	0.416	0.762	0.134
Marine North		1.10	0.19	0.416	0.765	0.135
Marine South	✓	1.11	0.20	0.416	0.770	0.136
3		1.11	0.19	0.416	0.767	0.135
2 West		1.11	0.20	0.416	0.779	0.137
2 East		1.11	0.20	0.416	0.779	0.137

Kohltech Supreme Double Hung Tremco EnerEdge Vertical two lite Upper	FRAME				Psi-spacer	
	Frame height		U-frame		Ψ	
	mm	in	W/m2K	BTU/hr.ft2.F	W/mK	BTU/hr.ft.F
Head	71	2.80	1.25	0.22	0.016	0.009
upper MR	18	0.71	5.99	1.06	0.030	0.018
left jamb	71	2.81	1.57	0.28	0.017	0.010
right jamb	71	2.81	1.57	0.28	0.017	0.010

Kohltech Supreme Double Hung Tremco EnerEdge Vertical two lite lower	FRAME				Psi-spacer		Psi-opaque
	Frame height		U-frame		Ψ		
	mm	in	W/m2K	BTU/hr.ft2.F	W/mK	BTU/hr.ft.F	
lower MR	18	0.71	1.12	0.20	0.004	0.003	0.115
sill	84	3.30	1.34	0.24	0.013	0.008	BTU/hr.ft.F
left jamb	71	2.81	1.50	0.26	0.014	0.008	0.066
right jamb	71	2.81	1.50	0.26	0.014	0.008	Grade B

For vertical slider the MR is the sill for the upper and head for the lower

Valid through July 2022