

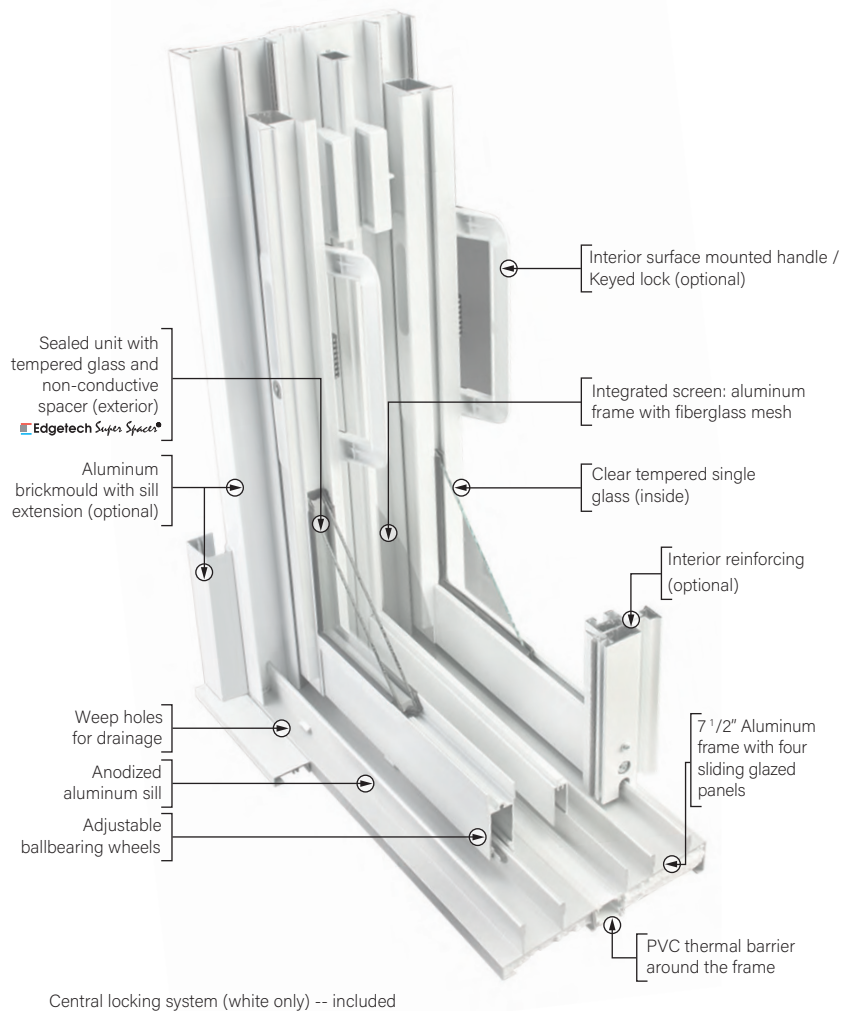
775

Novatech®

Kohltech
Windows & Entrance Systems

AESTHETICS ADAPTED TO THE ARCHITECTURE OF MULTI-UNITS AND CONDOS

ALUMINUM FRAME | ALUMINUM PANELS



Good noise control will help keep relations with your neighbours friendly. The 775 patio door is appreciated for its quiet efficiency and stylish aluminum structure. Its good looks are well suited to apartment and condominium architecture. Its exterior appearance is preserved by the use of an interior screen. You will be glad to learn that the sturdy, durable 775 was designed for extreme wear and tear. Available in commercial brown.



CHOICE OF OPENINGS AND SIZES *Exterior view

X= OPENING PANEL
O= FIXED PANEL

5'	6'	8'	9'	12'
<div> <div>O</div> <div>X</div> <div>X</div> <div>O</div> </div>	<div> <div>O</div> <div>X</div> <div>X</div> <div>O</div> </div>	<div> <div>O</div> <div>X</div> <div>X</div> <div>O</div> </div>	<div> <div>X</div> <div>O</div> <div>X</div> </div>	<div> <div>O</div> <div>X</div> <div>X</div> <div>O</div> </div>
58" x 81 5/8"	70" x 81 5/8"	94" x 81 5/8"	102 7/8" x 81 5/8"	139" x 81 5/8"

PERFORMANCES

Canadian Standards	Air-tightness	Water-tightness	Wind resistance	Ease of operation
CAN/CGSB-821-M89	A3	B4	C3 (reinforced)	E3
Harmonized Standards - 70" x 82"	Air-tightness	Water-tightness	Structure	Overall
AAMA/WDMA/CSA101/1.S.2/A440-08	PASSED	730 Pa	DP-35 (standard) DP-40 (reinforced)	PG35 PG40
Energy efficiency				
RE 31 / U 1,76 Low E 80/70 Surface 3				

Testing performed in a laboratory

OPTIONS

OFFERED DEPENDING ON THEIR
AVAILABILITY FOR EACH MODEL

COLORS



WARRANTY

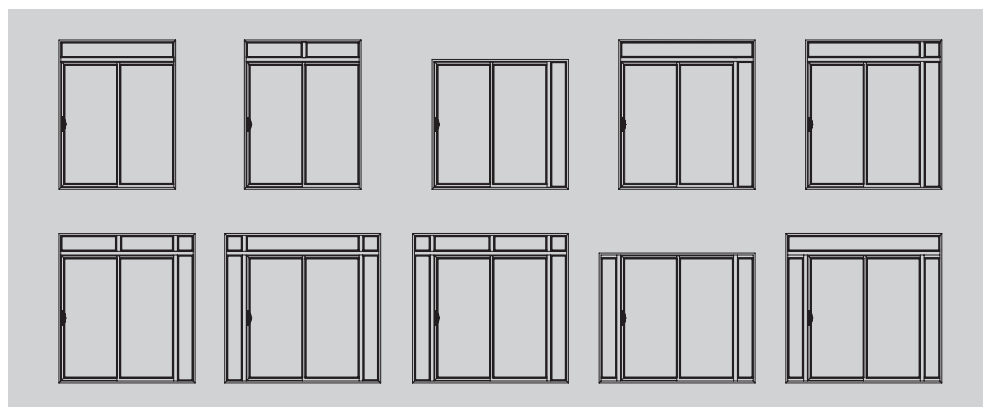
20 YEAR LIMITED WARRANTY ON
UNPAINTED PVC AND WHITE ALUMINUM
EXTRUSION

20 YEAR LIMITED WARRANTY ON LOW-E
GLASS UNIT (RESIDENTIAL APPLICATION)

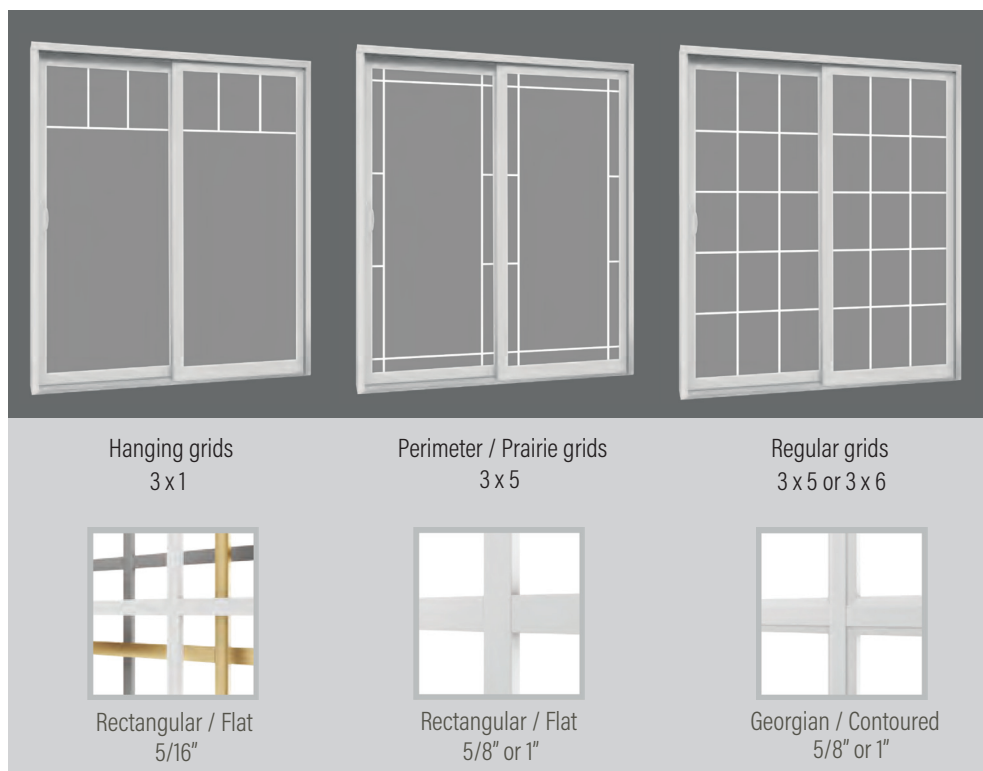
WARRANTY CERTIFICATE
AVAILABLE UPON REQUEST

5 YEAR LIMITED WARRANTY
ON HARDWARE

TRANSOMS AND SIDELITES



GRIDS



OPTIONS CHART

	775
Kick panels	—
Transoms	•
Sidelites	•
"Desert Sand" extrusions	—
Paint	•
Low E glass	•
Triple glass	•
Tinted grey or bronze glass	•
Integrated blinds with Low E glass - White	—
Integrated blinds with Low E glass - Satin Grey	—
Grids	•
Dividers	—
Wood extension 3 or 4 sides	•
4-sided interior cladding	•
Brick mould and sill extension	•
Sill extension	•
Nail fin	—
Security bar	—
Foot lock	—
Double-point mortise lock	—
Signature handle	—
Keyed lock	•
Ultra-resistant screen	•
Novavision retractable screen	—

Please contact your retailer for the availability of these options.
Custom configuration possibilities.